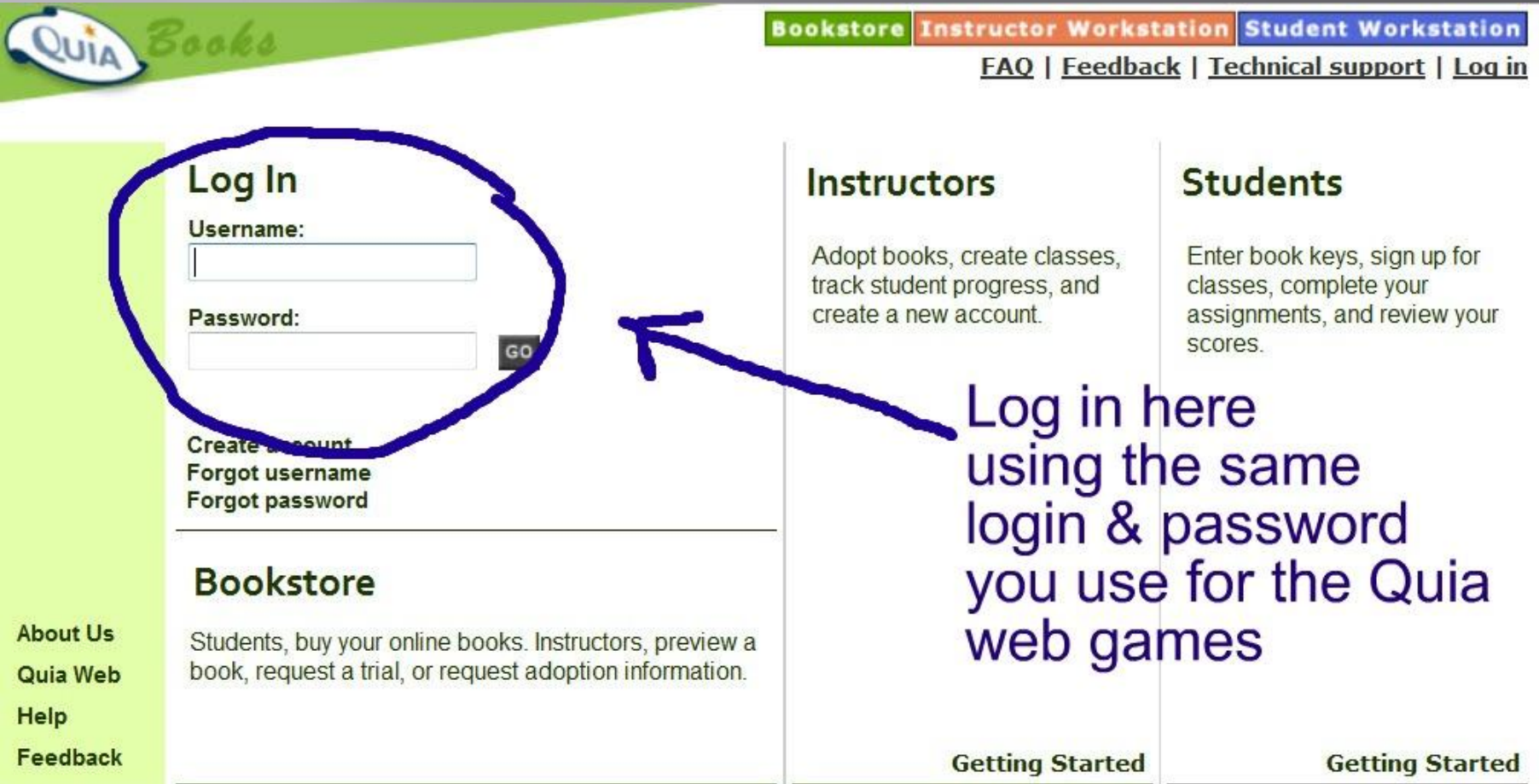


LOGGING INTO [HTTP://BOOKS.QUIA.COM](http://books.quia.com)

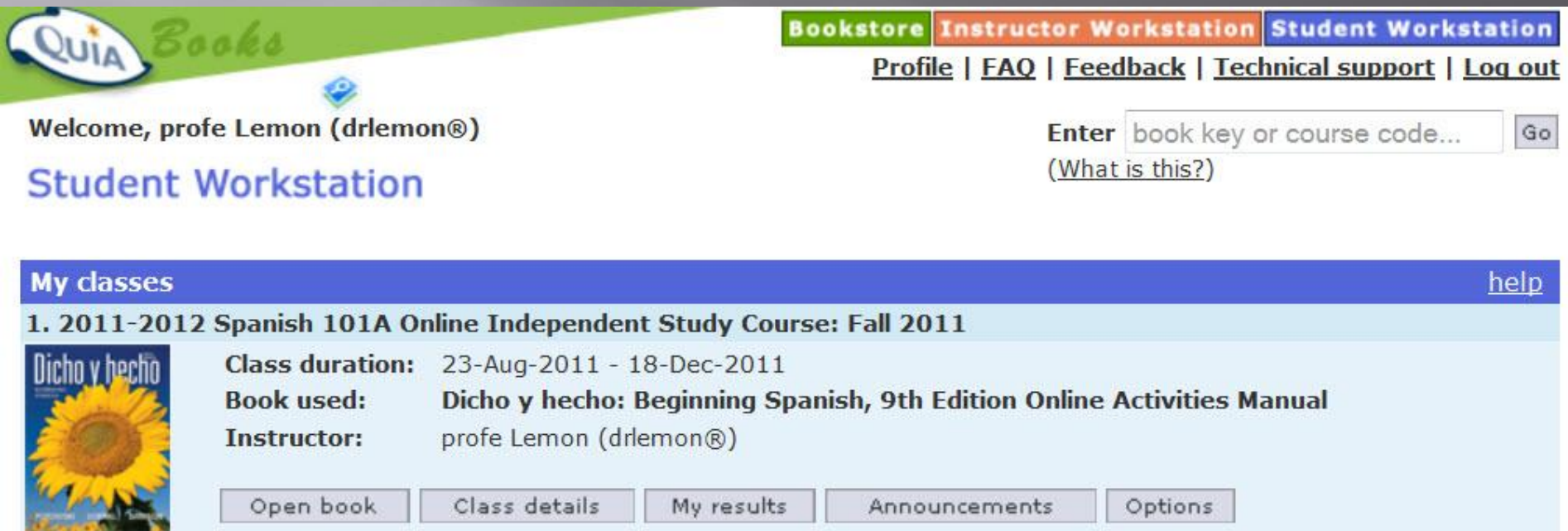
Screen Captures

Go to <http://books.quia.com> to arrive at this log-in page.



The screenshot shows the Quia Books website interface. At the top left is the Quia Books logo. A navigation bar contains links for **Bookstore**, **Instructor Workstation**, and **Student Workstation**. Below this are links for [FAQ](#), [Feedback](#), [Technical support](#), and [Log in](#). The main content area is divided into three columns. The left column features a **Log In** section with a blue hand-drawn circle around the **Username:** and **Password:** input fields and a **GO** button. A blue arrow points from the text 'Log in here using the same login & password you use for the Quia web games' to the **GO** button. Below the login fields are links for [Create account](#), [Forgot username](#), and [Forgot password](#). The middle column is titled **Instructors** and describes functions like adopting books and tracking progress. The right column is titled **Students** and describes entering book keys and signing up for classes. At the bottom of the middle and right columns are links for [Getting Started](#). A left sidebar contains links for [About Us](#), [Quia Web](#), [Help](#), and [Feedback](#).

After you log in, you will arrive at your Student Station which will look like this:



The screenshot shows the Quia Books Student Workstation interface. At the top left is the Quia Books logo. To the right are navigation tabs for Bookstore, Instructor Workstation, and Student Workstation. Below these are links for Profile, FAQ, Feedback, Technical support, and Log out. A search bar is present with the text "Enter book key or course code..." and a "Go" button. Below the search bar is a link "(What is this?)". The main content area is titled "My classes" and lists a single class: "1. 2011-2012 Spanish 101A Online Independent Study Course: Fall 2011". To the left of the class information is a book cover for "Dicho y hecho" featuring a sunflower. The class details include: "Class duration: 23-Aug-2011 - 18-Dec-2011", "Book used: Dicho y hecho: Beginning Spanish, 9th Edition Online Activities Manual", and "Instructor: profe Lemon (drlemon@)". At the bottom of the class entry are five buttons: "Open book", "Class details", "My results", "Announcements", and "Options".

QUIA Books

Bookstore **Instructor Workstation** **Student Workstation**

[Profile](#) | [FAQ](#) | [Feedback](#) | [Technical support](#) | [Log out](#)


Welcome, profe Lemon (drlemon@)

Student Workstation

Enter
([What is this?](#))

My classes [help](#)

1. 2011-2012 Spanish 101A Online Independent Study Course: Fall 2011

 **Class duration:** 23-Aug-2011 - 18-Dec-2011
Book used: **Dicho y hecho: Beginning Spanish, 9th Edition Online Activities Manual**
Instructor: profe Lemon (drlemon@)

If you have NOT purchased access, there will be a link called “buy”. Click and purchase access with a credit card.

QUIA Books

Welcome, profe Lemon (drlemon®)

Student Workstation

[Bookstore](#) | [Instructor Workstation](#) | [Student Workstation](#)

[Profile](#) | [FAQ](#) | [Feedback](#) | [Technical support](#) | [Log out](#)

Enter
([What is this?](#))

My classes [help](#)

1. 2011-2012 Spanish 101A Online Independent Study Course : Fall 2011

 **Class duration:** 23-Aug-2011 - 18-Dec-2011
Book used: **Dicho y hecho: Beginning Spanish, 9th Edition Online Activities Manual**
Instructor: profe Lemon (drlemon®)

The link will appear in this area



Welcome, profe Lemon (drlemon®)

Student Workstation

Enter
([What is this?](#))

My classes [help](#)

1. 2011-2012 Spanish 101A Online Independent Study Course: Fall 2011



Class duration: 23-Aug-2011 - 18-Dec-2011
Book used: **Dicho y hecho: Beginning Spanish, 9th Edition Online Activities Manual**
Instructor: profe Lemon (drlemon®)

[Open book](#)

[Class details](#)

[My results](#)

[Announcements](#)

[Options](#)

Now Click on **MyResults**. This is the fastest way to see what is assigned, what you have completed and what your grades are.

Welcome, profe Lemon (drlemon@)

Enter
 (What is this?)

[Student Workstation](#) [Home](#)

Course: 2011-2012 Spanish 101A Online Independent Study Course: Fall 2011

[Class details](#) | [My results](#) | [Announcements](#) | [Options](#)

Book

Section

At the Section pull-down Menu, always select the option for "ALL" for each chapter. Then click on "Go" to see everything assigned for that particular chapter.

My scores

The results below are based on activities that you have completed so far. There are 90 possible total points.

Statistics (Cuaderno de actividades)

Section	Points	Score	Time Spent
Capítulo 1 - Cuaderno de actividades	0/90	0%	00:00:22

Performance Summary

	Exercise # Expand all	Due Date		Submitted	Time Completed	Time Elapsed	Points	Score
	W1-1 [3]			07-Sep-11	07:46:55 PM	00:00:10	0/7	0%
	W1-2 [3]	11-Sep-11		07-Sep-11	07:47:59 PM	00:00:08	0/8	0%
	W1-3	15-Sep-11						
	W1-4							
	W1-5							
	W1-6	15-Sep-11						
	W1-7	15-Sep-11						
	W1-8	15-Sep-11						

Course: 2011-2012 Spanish 101A Online Independent Study Course: Fall 2011

[Class details](#)
[My results](#)
[Announcements](#)
[Options](#)
Book [Dicho y hecho 9e Activities Manual](#) [Open book](#)Section [Capítulo 1 \(ALL\)](#) [Go](#)**My scores**

The results below are based on activities that you have completed so far.
There are 222 possible total points.

Statistics (Capítulo 1)

Section	Points	Score	Time Spent
Capítulo 1 (ALL)	0/222	0%	00:00:22

Performance Summary

	Exercise # Expand all	Due Date	Submitted	Time Completed	Time Elapsed	Points	Score
	W1-1 [3]		07-Sep-11	07:46:55 PM	00:00:10	0/7	0%
	W1-2 [3]	11-Sep-11	07-Sep-11	07:47:59 PM	00:00:08	0/8	0%
	W1-3	15-Sep-11					
	W1-4						
	W1-5						
	W1-6	15-Sep-11					
	W1-7	15-Sep-11					
	W1-8	15-Sep-11					
	W1-9						
	W1-10						
	W1-11	15-Sep-11					
	W1-12						
	W1-13						
	W1-14	18-Sep-11					
	W1-15	18-Sep-11					
	W1-16						
	W1-17						
	W1-18	18-Sep-11					
	W1-19	18-Sep-11					
	W1-20						
	W1-21						
	L1-1	11-Sep-11					
	L1-2	11-Sep-11					
	L1-3	15-Sep-11					
	L1-4	15-Sep-11					
	L1-5	15-Sep-11					

Once you select ALL and click on "go", notice that both the workbook written homework and the Lab Manual listening exercises are visible all at once on the same page.

Course: 2011-2012 Spanish 101A Online Independent Study Course: Fall 2011

Class details | My results | Announcements | Options

Book Dicho y hecho 9e Activities Manual [Open book](#)

Section Capítulo 1 (ALL) [Go](#)

My scores

The results below are based on activities that you have completed so far. There are 222 possible total points.

Statistics (Capítulo 1)

Section	Points	Score	Time Spent
Capítulo 1 (ALL)	0/222	0%	00:00:22

Performance Summary

Exercise #	Due Date	Submitted	Time Completed	Time Elapsed	Points	Score
Expand all W1-1 [3]		07-Sep-11	07:46:55 PM	00:00:10	0/7	0%
W1-2 [3]	11-Sep-11	07-Sep-11	07:47:59 PM	00:00:08	0/8	0%
W1-3	15-Sep-11					
W1-4						
W1-5						
W1-6	15-Sep-11					
W1-7	15-Sep-11					
W1-8	15-Sep-11					
W1-9						
W1-10						
W1-11	15-Sep-11					
W1-12						
W1-13						
W1-14	18-Sep-11					
W1-15	18-Sep-11					
W1-16						
W1-17						
W1-18	18-Sep-11					
W1-19	18-Sep-11					
W1-20						
W1-21						
L1-1	11-Sep-11					
L1-2	11-Sep-11					
L1-3	15-Sep-11					
L1-4	15-Sep-11					
L1-5	15-Sep-11					

Red dots are assignments that your profe needs to grade.
Green dots are exercises that have been graded

Course: 2011-2012 Spanish 101A Online Independent Study Course: Fall 2011

Class details | My results | Announcements | Options

Book **Dicho y hecho 9e Activities Manual** [Open book](#)

Section **Capítulo 1 (ALL)** [Go](#)

My scores

The results below are based on activities that you have completed so far. There are 222 possible total points.

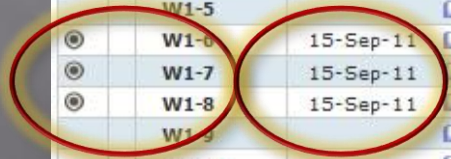
Statistics (Capítulo 1)

Section	Points	Score	Time Spent
Capítulo 1 (ALL)	0/222	0%	00:00:22

Performance Summary

	Exercise # Expand all	Due Date	Submitted	Time Completed	Time Elapsed	Points	Score
	W1-1 [3]		07-Sep-11	07:46:55 PM	00:00:10	0/7	0%
	W1-2 [3]	11-Sep-11	07-Sep-11	07:47:59 PM	00:00:08	0/8	0%
	W1-3	15-Sep-11					
	W1-4						
	W1-5						
	W1-6	15-Sep-11					
	W1-7	15-Sep-11					
	W1-8	15-Sep-11					
	W1-9						
	W1-10						
	W1-11	15-Sep-11					
	W1-12						
	W1-13						
	W1-14	18-Sep-11					
	W1-15	18-Sep-11					
	W1-16						
	W1-17						
	W1-18	18-Sep-11					
	W1-19	18-Sep-11					
	W1-20						
	W1-21						
	L1-1	11-Sep-11					
	L1-2	11-Sep-11					
	L1-3	15-Sep-11					
	L1-4	15-Sep-11					
	L1-5	15-Sep-11					

Assignments with a bull's eye or bullet next to it AND a due date, are assigned for a grade.



Course: 2011-2012 Spanish 101A Online Independent Study Course: Fall 2011

[Class details](#)[My results](#)[Announcements](#)[Options](#)Book [Dicho y hecho 9e Activities Manual](#)[Open book](#)Section [Capítulo 1 \(ALL\)](#)[Go](#)

My scores

The results below are based on activities that you have completed so far.
There are 222 possible total points.

Statistics (Capítulo 1)

Section	Points	Score	Time Spent
Capítulo 1 (ALL)	0/222	0%	00:00:22

Performance Summary

	Exercise # Expand all	Due Date	Submitted	Time Completed	Time Elapsed	Points	Score
	W1-1 [3]		07-Sep-11	07:46:55 PM	00:00:10	0/7	0%
	W1-2 [3]	11-Sep-11	07-Sep-11	07:47:59 PM	00:00:08	0/8	0%
	W1-3	15-Sep-11					
	W1-4						
	W1-5						
	W1-6	15-Sep-11					
	W1-7	15-Sep-11					
	W1-8	15-Sep-11					
	W1-9						
	W1-10						
	W1-11	15-Sep-11					
	W1-12						
	W1-13						
	W1-14	18-Sep-11					
	W1-15	18-Sep-11					
	W1-16						
	W1-17						
	W1-18	18-Sep-11					
	W1-19	18-Sep-11					
	W1-20						
	W1-21						
	L1-1	11-Sep-11					
	L1-2	11-Sep-11					
	L1-3	15-Sep-11					
	L1-4	15-Sep-11					
	L1-5	15-Sep-11					

To access an assignment,
click on the book icon next
to the due date.

STARTING ON AN ASSIGNMENT



You are about to start 1. Las presentaciones. Your start and end time will be tracked and recorded. If you abandon it without completing it, your grade will be recorded as *incomplete* in your instructor's grade book. Click *Start* to begin.

Start

When you click on the book icon, you will receive the start page warning above telling you that you will be tracked and recorded.

Abandoning an assignment (closing the window or hitting escape) WITHOUT clicking on "Submit" is OK!!

It will not count as an official attempt and will not hurt your grade.

Title: Actividad 1
Exercise number: W1-1
Grading type: Timed and Graded
Assigned: No

Words of advice...

To gain maximum benefit from these writing exercises:



- a) Study the section in the textbook that corresponds to the exercise(s);
- b) Try to complete the exercise(s) within each section with minimal reference to the text.

1-1 What would you say in the following situations?

1. You want to learn your instructor's name.
2. You want to learn your classmate's name.
3. You want to tell your name to a classmate.
4. You want to introduce your friend Octavio to the teacher.
Profesor/a, .
5. You want to introduce your friend Octavio to your classmate José.
José, .
6. You have just been introduced to a classmate. How do you respond?
7. Professor Linares from Granada, Spain, has just stated that she is pleased to meet you. How do you respond?

[Submit answers](#)

The exercise will open in a separate window.



Title: Actividad 1
Exercise number: W1-1
Grading type: Timed and Graded
Assigned: No

Nuevos encuentros

Notice there is a floating keyboard at the top of the screen. Click on these letters to enter accented vowels and/or other Spanish characters.

Words of advice...


To gain maximum benefit from these writing exercises:

- a) Study the section in the textbook that corresponds to the exercise(s);
- b) Try to complete the exercise(s) within each section with minimal reference to the text.

1-1 What would you say in the following situations?

1. You want to learn your instructor's name.
2. You want to learn your classmate's name.
3. You want to tell your name to a classmate.
4. You want to introduce your friend Octavio to the teacher.
Profesor/a, .
5. You want to introduce your friend Octavio to your classmate José.
José, .
6. You have just been introduced to a classmate. How do you respond?
7. Professor Linares from Granada, Spain, has just stated that she is pleased to meet you. How do you respond?

[Submit answers](#)



Title: Actividad 1
Exercise number: W1-1
Grading type: Timed and Graded
Assigned: No

Notice there is a bubble that lets you know what you are working on, how it is graded and if it is assigned for a grade.

Words of advice...

To gain maximum benefit from these writing exercises:

- a) Study the section in the textbook that corresponds to the exercise(s);
- b) Try to complete the exercise(s) within each section with minimal reference to the text.

1-1 What would you say in the following situations?

1. You want to learn your instructor's name.
2. You want to learn your classmate's name.
3. You want to tell your name to a classmate.
4. You want to introduce your friend Octavio to the teacher.
Profesor/a, .
5. You want to introduce your friend Octavio to your classmate José.
José, .
6. You have just been introduced to a classmate. How do you respond?
7. Professor Linares from Granada, Spain, has just stated that she is pleased to meet you. How do you respond?

[Submit answers](#)

Title: Actividad 1
Exercise number: W1-1
Grading type: Timed and Graded
Assigned: No

Nuevos encuentros

Words of advice...

To gain maximum benefit from these writing exercises:

- a) Study the section in the textbook that corresponds to the exercise(s);
- b) Try to complete the exercise(s) within each section with minimal reference to the text.

1-1 What would you say in the following situations?

1. You want to learn your instructor's name.
2. You want to learn your classmate's name.
3. You want to tell your name to a classmate.
4. You want to introduce your friend Octavio to the teacher.
Profesor/a, .
5. You want to introduce your friend Octavio to your classmate José.
José, .
6. You have just been introduced to a classmate. How do you respond?
7. Professor Linares from Granada, Spain, has just stated that she is pleased to meet you. How do you respond?

Submit answers

This is VERY good advice. Study the text first, and do the online lecture readings, then do the practice activities in the Practice Zone on the online readings. This homework should then be your LAST activity with this material.

Title: Actividad 1
Exercise number: W1-1
Grading type: Timed and Graded
Assigned: No

Nuevos encuentros

Words of advice...

To gain maximum benefit from these writing exercises:

- a) Study the section in the textbook that corresponds to the exercise(s);
- b) Try to complete the exercise(s) within each section with minimal reference to the text.

1-1 What would you say in the following situations?

1. You want to learn your instructor's name.
2. You want to learn your classmate's name.
3. You want to tell your name to a classmate.
4. You want to introduce your friend Octavio to the teacher.
Profesor/a, .
5. You want to introduce your friend Octavio to your classmate José.
José, .
6. You have just been introduced to a classmate. How do you respond?
7. Professor Linares from Granada, Spain, has just stated that she is pleased to meet you. How do you respond?

Submit answers

Once you have made a genuinely sincere attempt to complete this entire homework assignment, click on "Submit"



After you click on submit, You will see your scores and receive feedback.

Grading Method: ✓ Computer Only Computer & Instructor Instructor Only

Thank you. Your responses have been computer graded. Here are your results.

Final score: **5** out of **10** (50%)



You have 1 attempt remaining.

Exercise answers:

Vas de vacaciones al campo. Describe las cosas que ves.

la araña	la gallina	la mariposa	el pájaro	la serpiente
la cámara	la hierba	el mosquito	el relámpago	la vaca

1. Un animal grande que nos da leche.

The following answer is acceptable:

la vaca

Your response:

la vaca

Points earned: 1 out of 1

[View exercise](#)

2. Lo que le gusta comer a una vaca.

The following answer is acceptable:

la hierba

Your response:

la mariposa

Points earned: 0 out of 1

[View exercise](#)

3. Un animal de granja que pone huevos.

The following answer is acceptable:

la gallina

Your response:

la gallina

Points earned: 1 out of 1

[View exercise](#)

Title: Actividad 1
Exercise number: W1-1
Grading type: Timed and Graded
Assigned: No

Nuevos encuentros

Words of advice...

To gain maximum benefit from these writing exercises:

- a) Study the section in the textbook that corresponds to the exercise(s);
- b) Try to complete the exercise(s) within each section with minimal reference to the text.

1-1 What would you say in the following situations?

1. You want to learn your instructor's name.
2. You want to learn your classmate's name.
3. You want to tell your name to a classmate.
4. You want to introduce your friend Octavio to the teacher.
Profesor/a, .
5. You want to introduce your friend Octavio to your classmate José.
José, .
6. You have just been introduced to a classmate. How do you respond?
7. Professor Linares from Granada, Spain, has just stated that she is pleased to meet you. How do you respond?



Submit answers


DO NOT click on "Submit" if you have not finished the assignment. Do not click on "Submit" if you decide not to do this assignment. Simply close the window. Quia will credit you for the time spent, but will not consider this one of your 5 official attempts

Title: Actividad 1
Exercise number: W1-1
Grading type: Timed and Graded
Assigned: No

Computer & Instructor Instructor Only

7 (0%)



 You have exceeded the maximum number of attempts. This score will not be recorded.

Exercise answers:

What would you say in the following situations?

1. You want to learn your instructor's name.

The following answers are acceptable:

- ¿Cómo se llama usted?
- ¿Cómo se llama Ud.?

Your response:

blank answer

Points earned: 0 out of 1 (Instructor review pending)

[View exercise](#)

2. You want to learn your classmate's name.

The following answer is acceptable:


¿Cómo te llamas?

Your response:

blank answer


Points earned: 0 out of 1 (Instructor review pending)

[View exercise](#)



Once you have submitted your homework for the fifth (5th) time, the system will notify you that subsequent practice attempts will not be submitted for a grade.

The computer will tell you what answers are acceptable, and it will show you what you submitted so you can see where you made any mistakes. Correct answers are in green. Answers with errors will be in red.

Grading Method:  Computer Only Computer & Instructor Instructor Only

Thank you. Your responses have been computer graded. Here are your results.

Final score: **5** out of **10** (50%)



You have 1 attempt remaining.

Exercise answers:

Vas de vacaciones al campo. Describe las cosas que ves.

la araña	la gallina	la mariposa	el pájaro	la serpiente
la cámara	la hierba	el mosquito	el relámpago	la vaca

1. Un animal grande que nos da leche.

The following answer is acceptable:

la vaca

Your response:

la vaca

Points earned: 1 out of 1

[View exercise](#)

2. Lo que le gusta comer a una vaca.

The following answer is acceptable:

la hierba

Your response:

la mariposa

Points earned: 0 out of 1

[View exercise](#)

3. Un animal de granja que pone huevos.

The following answer is acceptable:

la gallina

Your response:

la gallina

Points earned: 1 out of 1

[View exercise](#)

Thank you. Your responses have been computer graded. Here are your results.

Final score: 5 out of 10 (50%)



You have 1 attempt remaining.

Exercise answers:

Vas de vacaciones al campo. Describe las cosas que ves.

la araña	la gallina	la mariposa	el pájaro	la serpiente
la cámara	la hierba	el mosquito	el relámpago	la vaca

1. Un animal grande que nos da leche.

The following answer is acceptable:

la vaca

Your response:

la vaca

Points earned: 1 out of 1

[View exercise](#)

2. Lo que le gusta comer a una vaca.

The following answer is acceptable:

la hierba

Your response:

la mariposa

Points earned: 0 out of 1

[View exercise](#)

3. Un animal de granja que pone huevos.

The following answer is acceptable:

la gallina

Your response:

la gallina

Points earned: 1 out of 1

[View exercise](#)

At the top of the page, you will see three grading options: Computer - graded, Computer & instructor grades, & Instructor only graded. One of these will be checked to let you know how this is being graded.

Thank you. Your responses have been computer graded. Here are your results.

Final score: **5** out of **10** (50%)



You have 1 attempt remaining.

Exercise answers:

Vas de vacaciones al campo. Describe las cosas que ves.

la araña	la gallina	la mariposa	el pájaro	la serpiente
la cámara	la hierba	el mosquito	el relámpago	la vaca

1. Un animal grande que nos da leche.

The following answer is acceptable:

la vaca

Your response:

la vaca

Points earned: 1 out of 1

[View exercise](#)

2. Lo que le gusta comer a una vaca.

The following answer is acceptable:

la hierba

Your response:

la mariposa

Points earned: 0 out of 1

[View exercise](#)

3. Un animal de granja que pone huevos.

The following answer is acceptable:

la gallina

Your response:


la gallina

Points earned: 1 out of 1

[View exercise](#)

You will receive a score and a percentage grade for each assignment.

After you submit your answers and receive your score, you have the option to Try Again right away. You can chose to review the material and try again later, or if you see that your mistakes were small and simple, you can opt to fix them right away.



Points earned: 0 out of 1

[View exercise](#)

9. Fenómeno eléctrico durante una tormenta.

The following answer is acceptable:
el relámpago

Your response:
el relampago

Points earned: 0 out of 1

[View exercise](#)

10. Máquina para sacar fotos.

The following answer is acceptable:
la cámara

Your response:
la cámara

Points earned: 1 out of 1

[View exercise](#)

[Try again](#)


12-6 Vas de vacaciones al campo. Describe las cosas que ves.

la araña	la gallina	la mariposa	el pájaro	la serpiente
la cámara	la hierba	el mosquito	el relámpago	la vaca

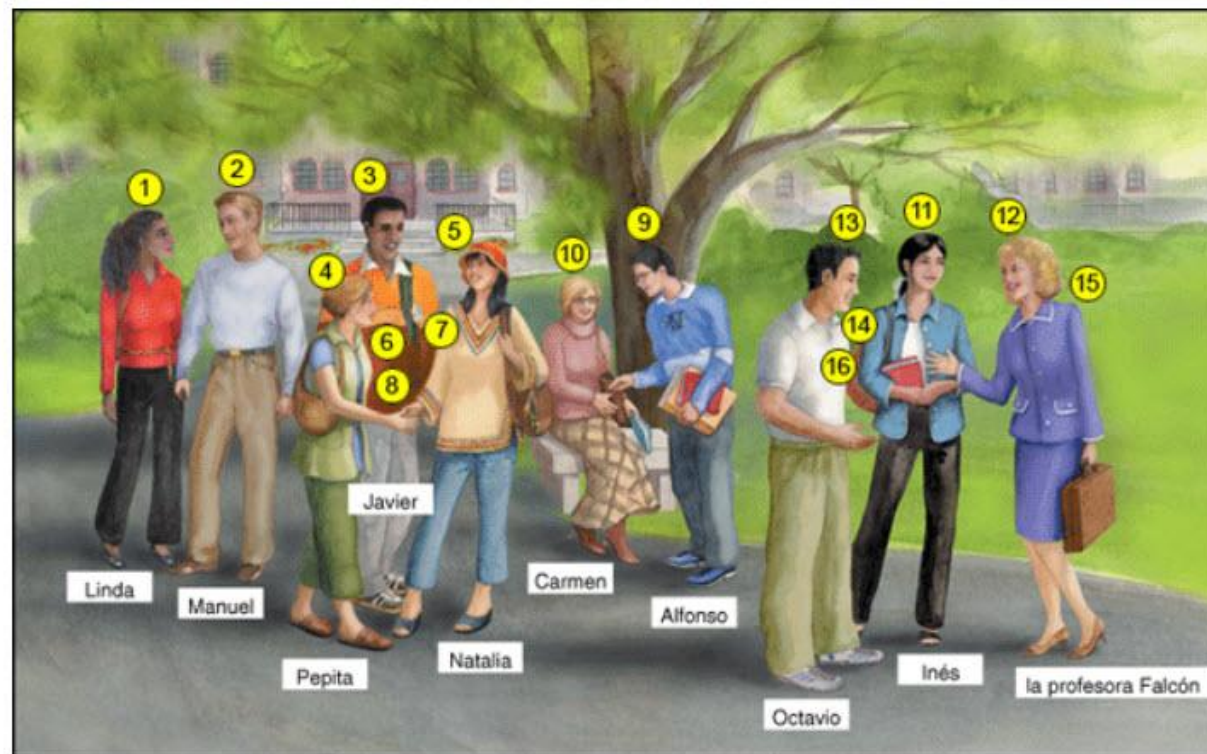
1. Un animal grande que nos da leche.
la vaca
2. Lo que le gusta comer a una vaca.
la hierba
3. Un animal de granja que pone huevos.
la gallina
4. Tiene ocho patas (*legs*) y hace telarañas (*cobwebs*).
la mariposa
5. Un insecto muy bonito con alas (*wings*) de colores.
el pájaro
6. Un reptil largo y a veces venenoso.
la serpiente
7. Un animal que vuela en el cielo.
la mariposa
8. Un insecto muy molesto que pica (*bites*).
el mosquito
9. Fenómeno eléctrico durante una tormenta.
el relampago
10. Máquina para sacar fotos.
la cámara

After you click on Try Again the system will take you back to the exercise where you can see your answers. Answers in green are correct. Answers in PINK (red) need to be fixed.

1-1 Las presentaciones. Repeat each expression. Follow the numbers on the illustrations so that you will know who is speaking.



[Enlarge image](#)



- I have completed this activity.
- I have not completed this activity.

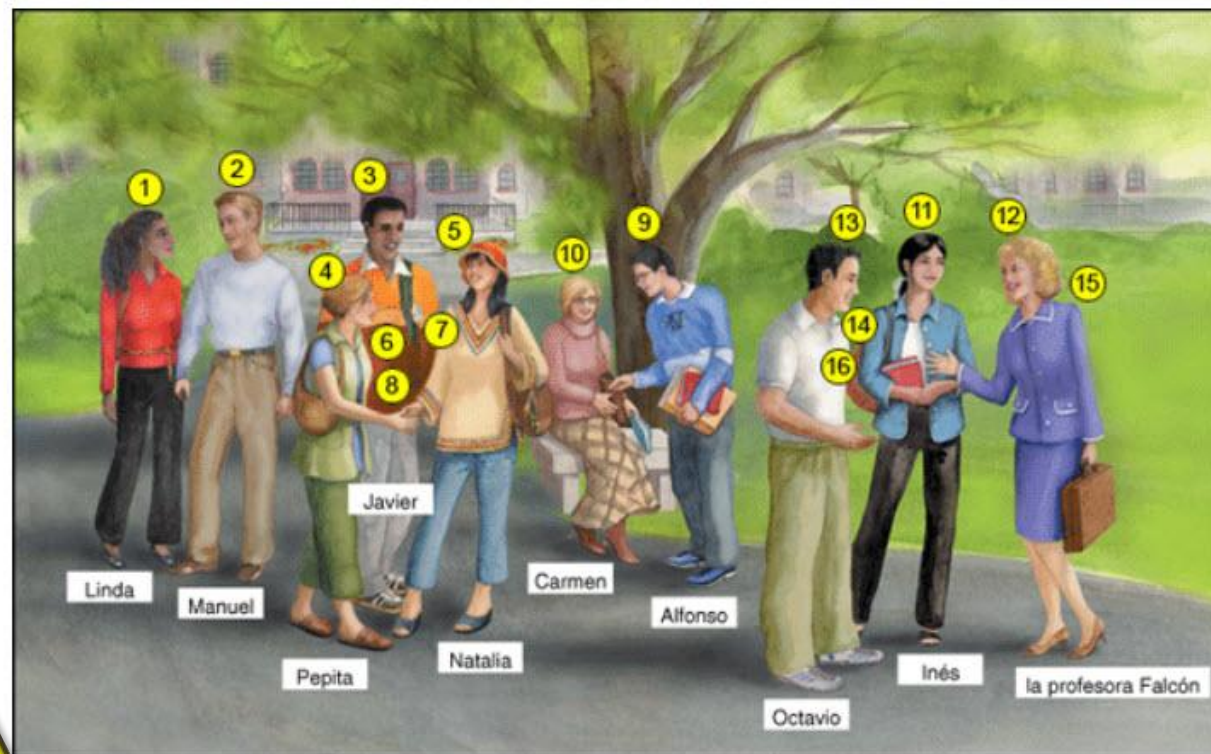
[Submit answers](#)

Lab Activities
require speakers
or headphones so
you can hear the
audio.
Click here for
the audio.

1-1 Las presentaciones. Repeat each expression. Follow the numbers on the illustrations so that you will know who is speaking.



[Enlarge image](#)



- I have completed this activity.
- I have not completed this activity.

[Submit answers](#)

Repeat what you hear to work on your pronunciation. Listen repeated times. Even after the grading has passed you have access for practice. When you are finished, be sure to select "I have Completed this Activity."

Again, selecting this option and submitting answers when you did not actually do the activity results in being dropped or receiving an F in the course.

When you are through with your homework attempts, close the assignment window to return to your MyResults screen. Refresh this screen to see updated scores (remember the assignments are in another window and it won't synch automatically unless you sign-out or refresh.)

My scores

The results below are based on activities that you have completed so far. There are 222 possible total points.

Statistics (Capítulo 1)

Section	Points	Score	Time Spent
Capítulo 1 (ALL)	0/222	0%	00:00:22

Performance Summary

	Exercise # <u>Expand all</u>	Due Date		Submitted	Time Completed	Time Elapsed	Points	Score
	W1-1 [3]				07-Sep-11	07:46:55 PM	0/7	0%
	W1-1 [1]				07-Sep-11	07:45:52 PM	0/7	0%
	W1-1 [2]				07-Sep-11	07:46:35 PM	0/7	0%
	W1-2 [3]	11-Sep-11			07-Sep-11	07:47:59 PM	0/8	0%
	W1-3	15-Sep-11						
	W1-4							

⊙	●	W12-7	📖	📄	09-Sep-11	—	—	0/5	0%
⊙	●	W12-8	📖	📄	09-Sep-11	—	—	0/16	0%
⊙	●	☐ W12-9 [3]	📖	📄	09-Sep-11	04:56:22 PM	00:00:21	14/15	93%
⊙	●	W12-9 [1]	📖	📄	09-Sep-11	04:54:38 PM	00:00:43	11/15	73%
⊙	●	W12-9 [2]	📖	📄	09-Sep-11	04:55:48 PM	00:01:01	13/15	87%
⊙		W12-10	📖						
⊙		W12-11	📖						

Here you can see all the attempts I made on assignment 9. Notice the system has my 3rd attempt listed first. This was my best attempt so it is my final grade. Notice I looked at assignments 7 and 8 but I CLOSED THE WINDOW without clicking on Submit.

The dashes show I looked at it, played around with it, but I did not submit it for a grade. This does NOT count against me At All.

It is perfectly fine to look at assignments and choose not to work on them or finish them if you feel you need more review first.

My scores

The results below are based on activities that you have completed so far.
There are 136 possible total points.

Statistics (Cuaderno de actividades)

Section	Points	Score	Time Spent
Capítulo 12 - Cuaderno de actividades	21/136	15%	00:04:55

Performance Summary

		Exercise # <u>Expand all</u>		Submitted	Time Completed	Time Elapsed	Points	Score
⊙		W12-1	📖					
⊙	●	W12-2	📖	09-Sep-11	—	—	0/3	0%
⊙	●	W12-3	📖	09-Sep-11	—	—	0/2	0%
⊙	●	W12-4	📖	09-Sep-11	—	—	0/5	0%
⊙	●	W12-5	📖	09-Sep-11	—	—	0/18	0%
⊙	●	⊕ W12-6 [1]	📖	09-Sep-11	04:31:20 PM	00:01:22	6/10	60%
⊙	●	W12-7	📖	09-Sep-11	—	—	0/5	0%
⊙	●	W12-8	📖	09-Sep-11	—	—	0/16	0%
⊙	📋 ●	W12-9 [3]	📖	09-Sep-11	04:56:22 PM	00:00:21	15/15	100%
⊙	●	W12-9 [1]	📖	09-Sep-11	04:54:38 PM	00:00:43	11/15	73%
⊙	●	W12-9 [2]	📖	09-Sep-11	04:55:48 PM	00:01:01	13/15	87%
⊙		W12-10	📖					

If I (the profe) make comments on your homework, you will see a clipboard icon between the bullet/bull's eye and the dot. The dot will most likely be green (meaning graded) unless my comments are asking you to redo the exercise...

Class details My results Announcements Options

Book Dicho y hecho 9e Ad
Section Capítulo 12 - Cuader

My scores
The results below are based on
There are 136 possible total po

Statistics (Cuaderno de acti
Section
Capítulo 12 - Cuaderno de a

	Exercise #	Expand all
⊙	W12-1	
⊙	● W12-2	
⊙	● W12-3	
⊙	● W12-4	
⊙	● W12-5	
⊙	● ⊕ W12-6 [1]	
⊙	● W12-7	
⊙	● W12-8	
⊙	● ⊖ W12-9 [3]	
⊙	● W12-9 [1]	
⊙	● W12-9 [2]	
⊙	● W12-10	

Quia - Quia Books - Mozilla Firefox

http://books.quia.com/books?qbid=0.17863070601863462&sessionId=rt22_6ba57ac5f07 +

Grading Method: Computer Only ✓ Computer & Instructor Instructor Only

Final score after instructor review: **15 out of 15 (100%)**

0 15
0% 100%

Instructor's overall comments: Muy bien, Débora!

Exercise answers:

1. ¿Qué hizo Tomás? Completa las oraciones con **por** o **para**.

Elena, la novia de Tomás, estuvo en el hospital ___*___ una semana.

- por (correct answer, your response)
- para

Points earned: 1 out of 1

[View exercise](#)

Done % 11/Sep/11 - 2:49:58 pm

09-Sep-11	04:55:48 PM	00:01:01	13/15	87%
-----------	-------------	----------	-------	-----

After you click on the clipboard icon, the exercise will pop up in a second window.

The Instructor's Overall Comments will be posted at the beginning of your homework exercises under the Final Score bar.

15. ¿Por qué?

Your response:

Es romántico

Answers may vary.

Points earned: 1 out of 1

Instructor's comments: Sí, es la verdad!

[View exercise](#)

Any comments made on specific questions will appear under the score for that individual question.

¡Gracias!

You will find your way around Quia Books easily once you have worked on it a few times.

Let me know if you have additional questions.